



4Q/Full Year FY25 Results Briefing

2 March 2026

Disclaimer

- This presentation may contain forward-looking statements. All statements other than statements of historical facts contained in this presentation including, without limitation, those regarding our financial position, business strategies, plans and objectives of **Oxford Innotech Berhad and its subsidiaries (“Oxford Innotech” or the “Group”)** for future operations, are forward looking statements.
- Such forward-looking statements (if any) involve known and unknown risks, uncertainties, contingencies and other factors which may cause our actual results, performance or achievements, or industry results, to be materially different from any future results, performance or achievements expressed or implied by such forward-looking statements. Such forward-looking statements (if any) are based on numerous assumptions regarding our present and future business strategies and the environment in which we will operate in the future. Such forward-looking statements (if any) reflect our current view with respect to future events and are not a guarantee of future performance.
- Our actual results may differ materially from the information contained in such forward-looking statements (if any) as a result of numerous external factors beyond our control.
- Due to rounding, numbers presented throughout this corporate presentation may not add up precisely to the totals provided and percentages may not precisely reflect the absolute figures.
- Subject to any applicable laws, rules, regulations and guidelines having the force of law, we expressly disclaim any obligation or undertaking to release any update or revision to any forward-looking statement contained in this presentation to reflect any change in our expectations with regard thereto or any change in events, conditions or circumstances on which any such statement is based.
- Information in this presentation shall not be taken as a recommendation, advice or an offer by the Group, the advisers, or their affiliates, representatives, partners, directors, officers, employees, advisers or agents (collectively **“The Relevant Parties”**) or any person to enter into any transaction or an invitation to you or any other person to undertake any potential transaction. You should conduct your own due diligence on the Group. You should make your own independent appraisal of the financial condition, creditworthiness, affairs and status of the Group as the basis of any investment decision. You should be aware that any investment activity may expose them to a risk of losing the property invested. The Relevant Parties are not liable for any investment decision you make.



Optimising opportunities and eXtending Boundaries



Penang Science Park ("PSP") Factory 2 Phase 1



Based in Penang



Founded in 2002

An integrated engineering solutions provider, specialising in:

- **Precision Engineering Components Solutions**

Fabricate sheet metal and CNC-machined components, as well as plastic injection moulded products.

- **Mechanical Assembly Solutions**

Design and manufacture assembled products, including structures, equipment and machineries in semi-assembled or fully assembled forms.

- **Automation and Robotics Solutions**

Design and manufacture of standalone automated equipment, production line systems, and provision of smart factory systems solutions.

Stock Code	OXB/0368
Share Price	RM0.260 (@ 27 Feb 2026)
Listing Bourse	ACE Market
Listing Date	29 Jul 2025
Shariah Status	Shariah-Compliant
Market Cap.	RM184.6m
Shares Outstanding	710.0m

Key Achievements and Milestones



CG Solutions (est. 2002)
CG Manufacturing (est. 2011)
Creative Gravity (est. 2012)

2002 - 2008

A Humble Beginning

Founded in 2002, CG Solutions supplied industrial products to the local E&E supply chain in Penang.

2011 - 2015

Fortifying Position

Expanded into sheet metal fabrication and plastic injection moulding businesses.

2018 - 2022

Invest for Growth

Expanded into manufacturing of precision engineering parts and assembled products, as well as automation and robotics solutions.

2002 - 2009

Roadmap Into Semiconductor

Commence business in 2002 to supply self-clinching fasteners to the local semiconductor industry.

2013 - 2018

Diversification Opportunities

Expanded into manufacturing of turning products and diversified into robotics solutions

2020 - 2022

From Strength to Strength

Secured a contract for robotics solutions into a warehouse for a U.S. company specialising in memory and storage products.

1995 - 2007

A Manufacturing Mindset

Commenced operations as a manufacturer and dealer of metal precision products.

2013 - 2019

New Opportunity

Started supplying spindles used in manufacturing of ergonomic furniture.

2020 - 2022

Reaching a Pivotal Stage

A broad customer base support the company's continued growth.

2023 - 2024



Optimizing Opportunities, eXtending Boundaries

The 3 companies merged in 2023 to form Oxford Innotech Bhd.

In 2024, OXB secured substantial supply contracts from SIBS, a European-based, manufacturing-inspired modular building system provider.

2025 - 2026

Building Momentum for Growth

In 2025 – **Strengthening our presence in the semiconductor industry:** The growing number of approved components and positive progress in mass production lead to a steady ramp-up in deliveries.

In 2026 – **Successfully penetrated the data centre segment:** Recent contract wins of RM9.6m is a good start. We are pursuing more opportunities in this segment.

Together, these focus areas underpin a positive growth trajectory and reinforce our confidence moving forward.



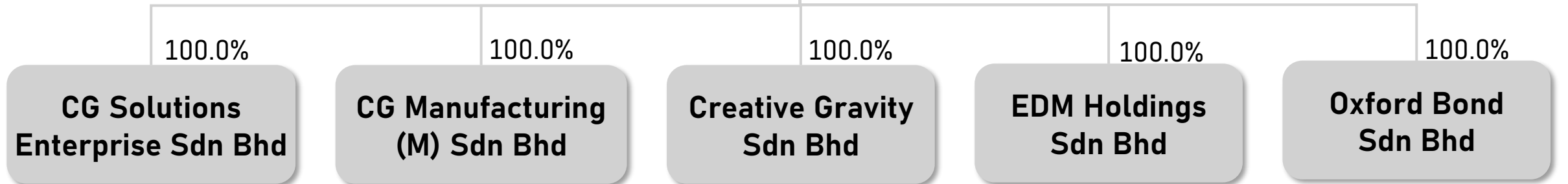
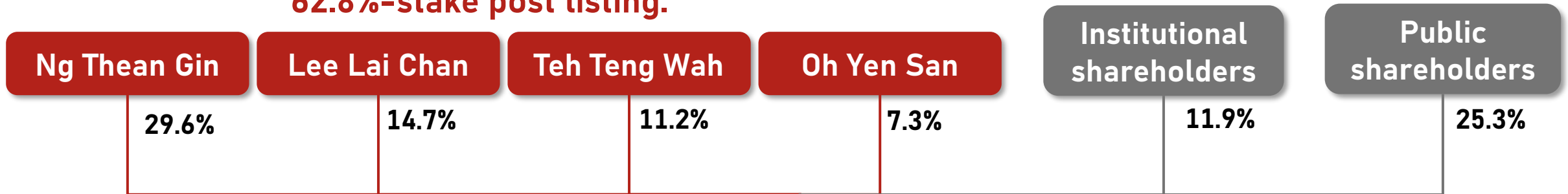
EDM Holdings (est. 2002)



Oxford Bond (est. 1995)

Shareholding & Corporate Structure as at 31 January 2026

Promoters and major shareholders continue to hold a 62.8%-stake post listing.



Financials – Results Review



4QFY25 Financials Overview

RM'm (FYE Dec)	1QFY25	2QFY25	3QFY25	4QFY25	FY25
Revenue	19.5	17.1	13.9	12.7	63.2
GP	6.8	4.9	4.7	3.9	20.4
PAT	3.2	1.6	1.2	1.0	7.1
Adjusted PAT	3.2	2.0	2.1	1.0	8.4
GP Margin	34.8%	28.9%	34.0%	31.2%	32.3%
PAT Margin	16.6%	9.3%	8.8%	8.0%	11.2%
Adjusted PAT Margin	16.6%	11.8%	14.9%	8.0%	13.2%

4QFY25 vs 3QFY25

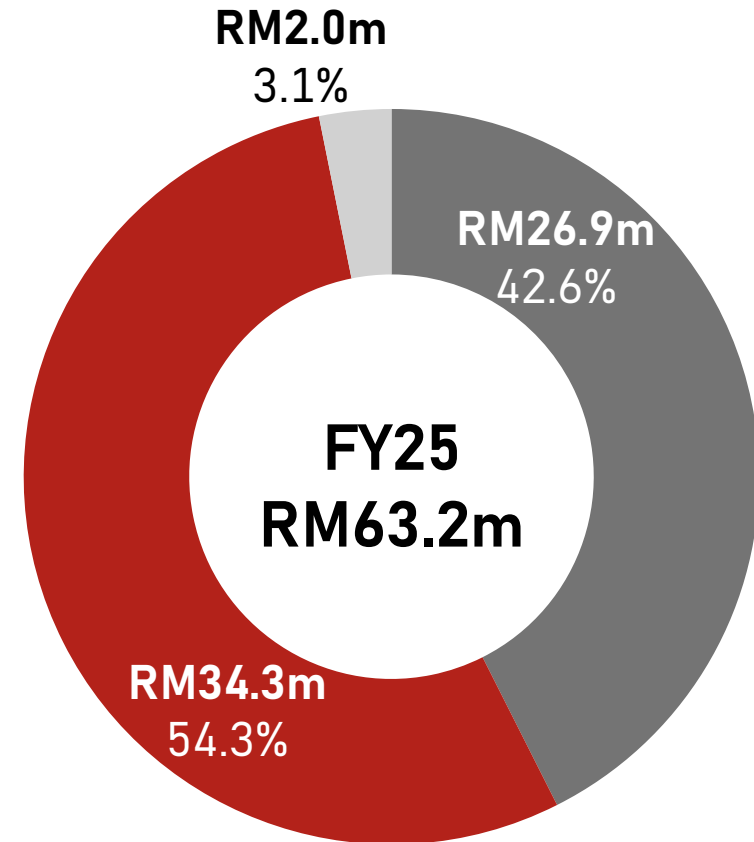
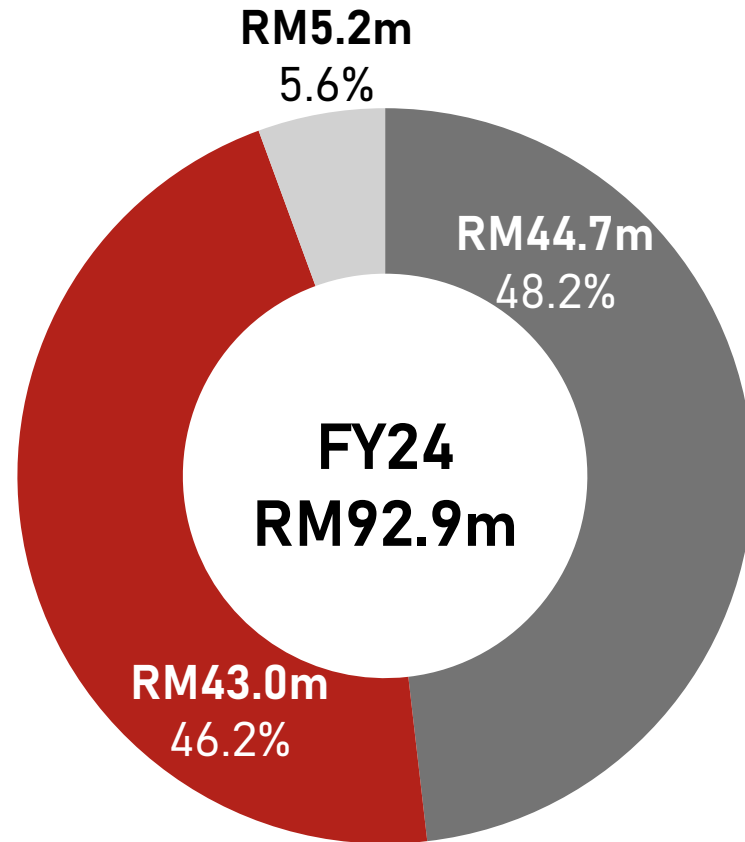
- Lower revenue due to reduced contribution from customers in the construction industry.
- 4QFY25 GP margin and adjusted PAT margin remained healthy.
- Adjusted PAT: added back one-off listing expenses of RM0.9m in 3QFY25 and RM0.4m in 2QFY25.

Note: Numbers and margins may not reconcile exactly due to rounding.

No comparative figures for the preceding corresponding quarter and year-to-date results as this is the fourth interim financial report being announced.

Revenue Breakdown by Business Segments

Mechanical Engineering Assembly Solutions remained the main contributor in FY25



Solid Balance Sheet Position


RM'm (FYE Dec)	FY24 (audited)	FY25 (unaudited)	
TOTAL ASSETS	138.5	168.0	
Cash and cash equivalents	13.3	54.6	Higher cash balance following IPO proceeds post listing.
TOTAL LIABILITIES	58.4	40.7	Reduced total liabilities primarily due to lower trade and other payables.
Total borrowings [^]	30.2	24.8	
TOTAL EQUITY	80.1	127.3	
Current ratio (times)	2.2	7.3	Improved current ratio.
Gearing ratio (times)	0.4	0.2	
Net operating cash flow	11.9	22.6	Healthy positive net operating cash flow.

[^]Total borrowings comprise bank borrowings and lease liabilities owing to financial institutions (and exclude tenancy-related lease liabilities).

IPO Proceeds to Drive Next Phase of Growth

Strengthening our capacities and capabilities to undertake more projects

Purpose	Proposed Utilisation		Actual Utilisation	Balance to be Utilised
	RM'm	%	RM'm	RM'm
Utilisation of proceeds @ 25 Feb 2026				
Construction of a new factory	23.1	55.5	-	23.1
Purchase/refinancing of new machinery	11.2	26.9	0.7	10.5
General working capital	3.3	8.0	1.8	1.5
Estimated listing expenses	4.0	9.6	4.0	-
Total	41.6	100	6.5	35.1



**Business Updates
&
Outlook**

Strategic Entry - Data Centre ("DC") Segment

Jan-Feb'26: OXB has secured 2 contracts totalling **RM9.6m**, to supply critical steel structures & accompanying precision metal components for advanced DC airflow management solution.

1st LOA: RM4.8m on 21 Jan 2026

2nd LOA: RM4.8m on 5 Feb 2026



Our Client

Australian company specialises in DC infrastructure design, manufacturing and commissioning.



Main Contractor

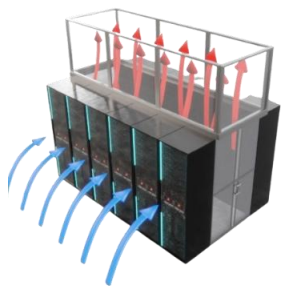
Leading listed construction group with a strong track record in DC projects.



End-user

US-based global cloud and e-commerce platform.

Airflow Management Systems in DC



- ✓ Ceiling suspended cooling systems within server halls are essential for separating hot and cold air.
- ✓ Improve energy efficiency.
- ✓ Support high-density computing.



We are also actively pursuing qualification to supply **other precision components for a wide range of DC products offered by Australian client.**



To leverage our first delivery to showcase our **technical capabilities for the subsequent components.**

How did we penetrate into DC segment?

Key Enabler – Large Format Tube Laser Cutting Machine

- ✓ In 2025, we foresaw there is a **need for high precision infrastructure components** through interactions with our key customers.
- ✓ Hence, we acquired the Large Format Tube Laser Cutting Machine to **address the anticipated demand** for modular building systems (“MBS”) and semiconductor segments.
- ✓ Following a mutual introduction, the versatility of our Large Format Tube Laser Cutting Machine enabled entry into the DC segment, supporting the **supply of critical steel infrastructure for advanced airflow and cooling systems in the server halls.**



Process materials up to 12m in length and 15mm thickness

Positive Progress in First Article Inspection Report (“FAIR”) Approvals

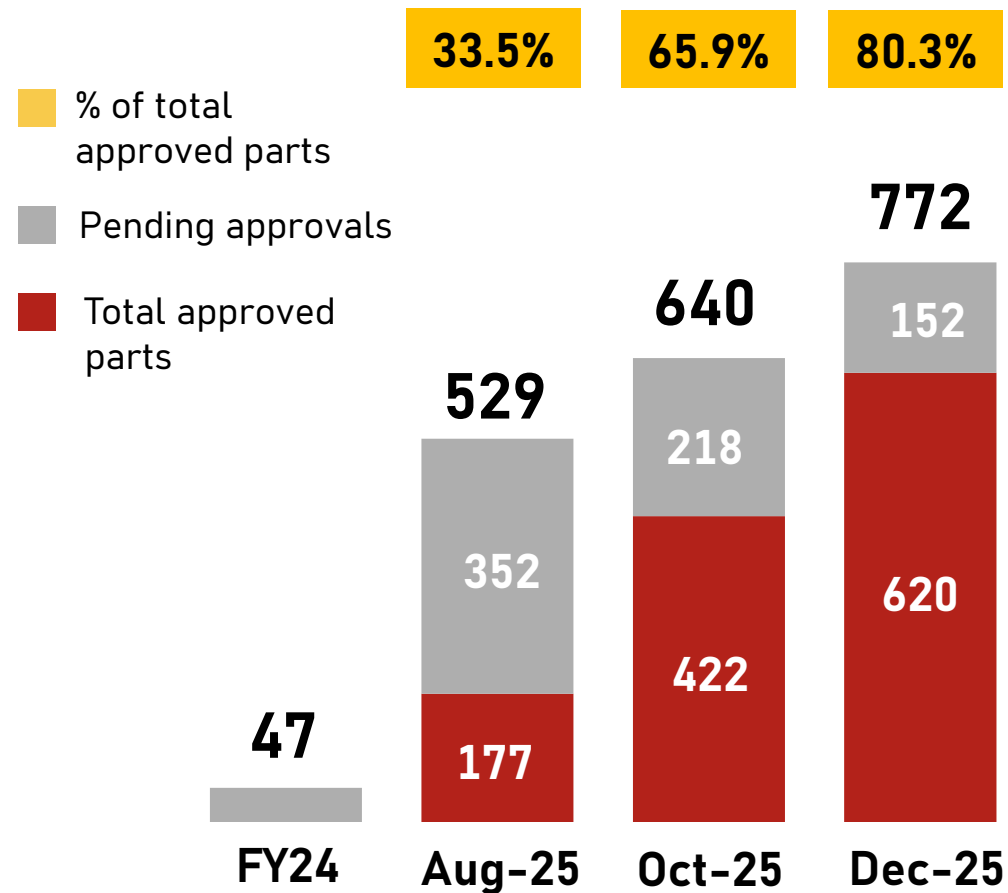
✓ Approved parts increased from **177** in Aug-25 to **620** in Dec-25.

✓ Half of the approvals have since gone into mass production at our Batu Kawan plants.

✓ Orders received from customers post-FAIR approvals are **fast gaining momentum**, with much stronger demand expected in FY26.

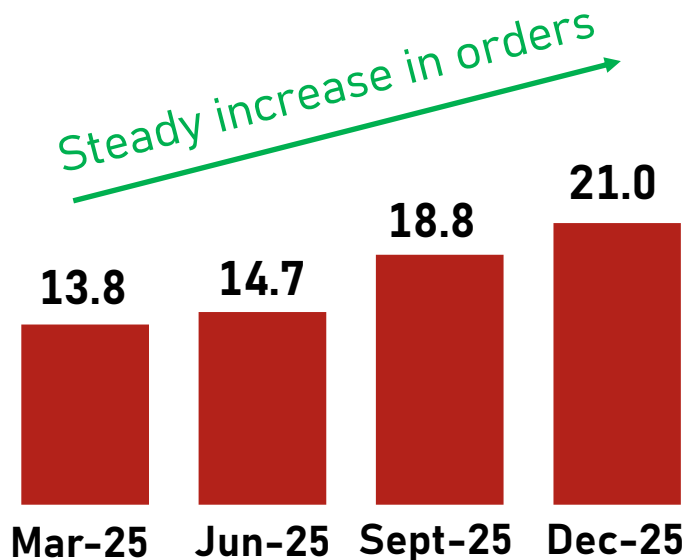
✓ Building on this momentum, OXB **will focus on ramping up mass production** and **converting FAIRs approvals into sustained revenue growth**.

First Article Inspection Reports (FAIRs)



Other Key Developments

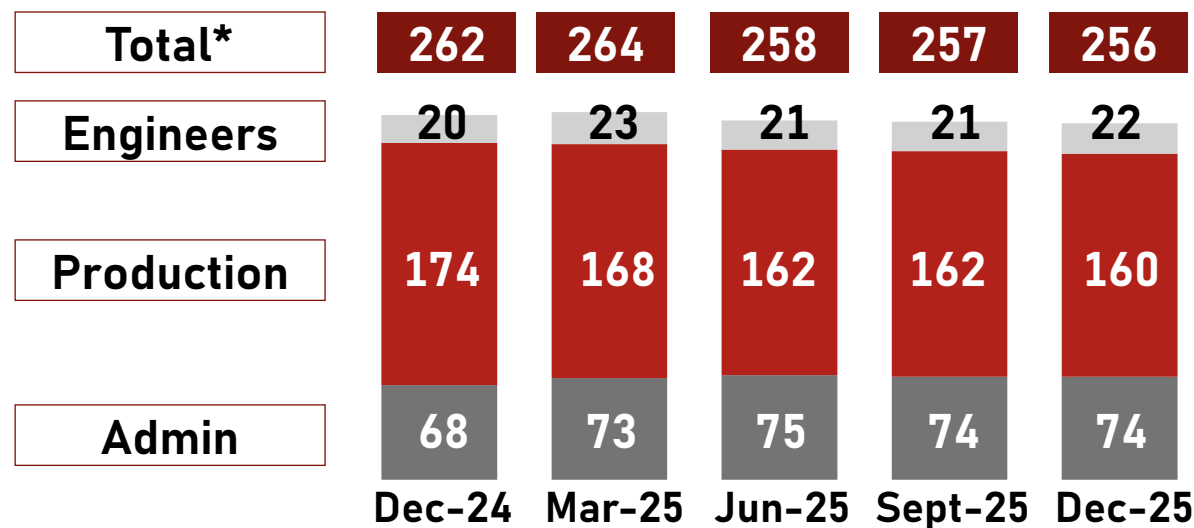
Order backlog (RM'm)



Rising order backlog driven by **mass production orders from first article approvals.**

*This **excludes RM9.6m** of two DC jobs secured in Jan-Feb'26.*

Our staff force as of Dec 2025



*Approximately 38% of total workforce are foreign workers.

Other Key Developments (cont.)



- ✓ **Mar 2023:** OXB secured SIBS as a key customer.
- ✓ **Jan 2024:** OXB entered into a **10-year Supply Agreement** with SIBS to supply precision sheet metal parts and metal frames for modular building systems.

Sustained Project Pipeline at SIBS:



- ✓ **Sweden:** Stable activity with thousands of apartments in development.



- ✓ **UK:** 1st project in Basildon underway and secured 2nd order in Edinburgh for Student Housing Project.



- ✓ **Australia:** First hotel construction project, expected to be complete by mid 2026.



- ✓ **Malaysia:** Exclusive partnership for staff and student housing (target 100,000 m² annually); received LOA for the first 25,000 m² project.



- ✓ **Saudi Arabia:** First project (2,200 apartments) completed; second project (1,300 apartments) nearing completion.



- ✓ **Greenland:** LOI signed with design work in progress.




- ✓ **Strategic Partnership:** Agreement with global hospital builder and healthcare provider to deliver modular staff accommodation globally.



Data Centre

- Current awards cover 2 out of 4 sections across 3 DCs in the Klang Valley.
- We remain focused on securing additional scopes.
- Ongoing DC developments in Malaysia supports a favourable outlook for the Group going forward.



Semiconductor

- Positive progress in FAIR approvals.
*Approved parts:
177 in Aug'25 → 620 in Dec'25*
- Experiencing encouraging pickup in activities – in terms of orders & sales enquiries.
- Positive momentum expected to support stronger financial performance.



MBS

- Steady progress supported by sustained project pipeline of key customer – SIBS.



THANK YOU

For queries, please contact Evon at
evon@capitalfront.biz